

PIPELAYERS SP/CPX-572

CE Approved (with optional features)

SP-572 Conversion Package

The SP-572 is a conversion of a Caterpillar D7G tractor into a fully hydraulic-controlled sideboom. This includes the CPX hydraulic kit, counterweight assembly, upper and lower hardbar, A-frame, boom and blocks.

572 CPX Hydraulic Kit

The CPX package is a rapid conversion of your Caterpillar mechanical 572 sideboom into a fully hydraulic-controlled sideboom.

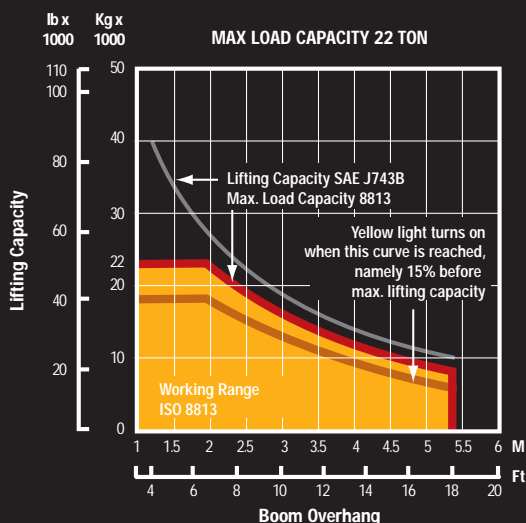


COMPARISONS

MAXIMUM LIFT CAPACITY 40,800 kg / 90,000 lb

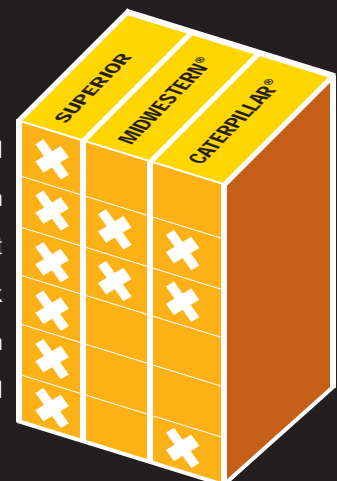
MODEL	SUPERIOR SP-572		SUPERIOR CPX-572		CAT® 572G	
Tractor						
Flywheel Power	149 kW	200 hp	149 kW	200 hp	149 kW	200 hp
Track Gauge	2.03 m	80 in	2.18 m	86 in	2.18 m	86 in
Width of Std. Shoe	610 mm	24 in	610 mm	24 in	610 mm	24 in
Sideboom						
Std. Boom Length	5.49 m	18 ft	5.49 m	18 ft	5.49 m	18 ft
SUPERIOR Optional Boom	6.1 m	20 ft	6.1 m	20 ft	6.1 m	20 ft
Hyd. Tank Capacity	120 liters	32 gal	120 liters	32 gal	N/A	N/A
Wire Rope Diameter	19 mm	3/4 in	19 mm	3/4 in	19 mm	3/4 in
Load Line Parts	4	4	4	4	4	4
Boom Line Parts	5	5	5	5	5	5
Working Weight	28,545 kg	62,800 lb	28,227 kg	62,100 lb	27,800 kg	61,300 lb
General Dimensions						
Shipping Length	4.52 m	14'10"	4.93 m	16'2"	4.93 m	16'2"
Shipping Width	3.56 m	11'8"	3.56 m	11'8"	3.56 m	11'8"
Shipping Height	2.89 m	9'6"	2.62 m	8'7"	2.62 m	8'7"

LIFTING CAPACITY (18'/5.49 m Boom)



FEATURES COMPARISON

- Single lever control
- Free-fall system
- Vertical boom kickout
- Anti-two block
- Anti-tipping system
- Meets CE approval



PIPELAYERS SP/CPX-572

SPECIFICATIONS



CAPACITIES

Hydraulic System Tank

120 liters / 32 U.S. gallons



HYDRAULIC SYSTEM

Pump	Variable displacement, load sensing
Maximum flow	286 liters / minute
Control blocks	LUDV type, three balanced spools
Maximum working pressure	320 bar / 4640 p.s.i.
Load lowering valves	1-1/4 inch flangeable, pilot assisted



HYDRAULIC WINCHES

Type	Hydraulically controlled drums (reversible) Driven by variable flow hydraulic pump and control valve block in open circuit
Final drive	Compact hydrostatic drive unit, three-stage planetary gear
Brakes	Integrated multiple-disk brake, spring applied hydraulic released

	HOOK	BOOM
Drum diameter	390 mm / 15.3 in	390 mm / 15.3 in
Flange diameter	590 mm / 23.2 in	530 mm / 20.8 in
Drum length	360 mm / 14.1 in	360 mm / 14.1 in
Capacity (19 mm / 3/4 in)	136 m / 446 ft	105 m / 344 ft
Wire rope installed	51 m / 167 ft	40 m / 131 ft
Hook speed	0-16 m/min / 0-52 ft / min	



BOOM

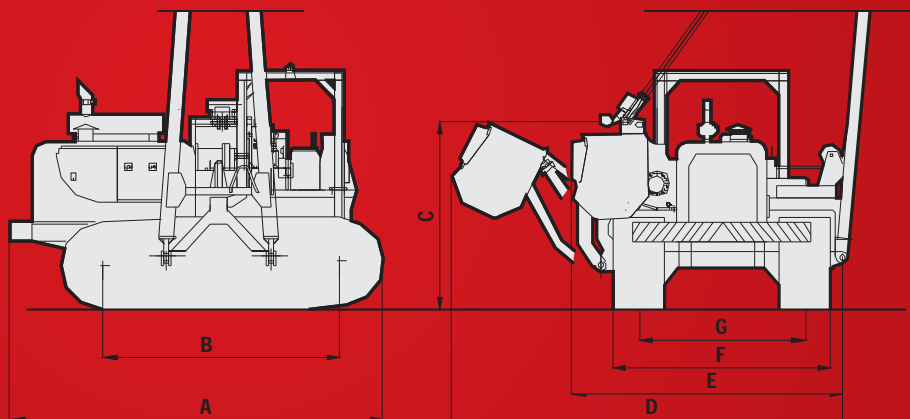
Type	5.49 m / 18 ft welded box square section
Diameter wire rope	19 mm / 3/4 in
Minimum breaking strength rope	323 kN / 72,530 lb
Part load line	4
Part boom line	3



ADJUSTABLE COUNTERWEIGHTS

Removable counterweight leaves	8 leaves 600 kg / 1,330 lb each
Total weight extendable	6,440 kg / 14,200 lb

DIMENSIONS



A	4.93 m / 16'
B	2.82 m / 9.25'
C	2.62 m / 8.5'
D	4.54 m / 14.8'
E	3.56 m / 11.6'
F	2.84 m / 9.3'
G	2.14 m / 7'



CONTACT INFORMATION

Main office – General inquiries SUPERIOR Manufacturing

16031 East Freeway
Channelview, TX 77530
U.S.A.
Phone 281.457.4400
Fax 281.452.5455
U.S. Toll Free 800.383.2666
Intl. Toll Free 800.9675.3948
pipeline@wwmach.com
www.worldwidemachinery.com

Italy office SUPERIOR Manufacturing

Via Roma, 18
San Pancrazio, Parma
Italy

Evan Greenberg
Vice-President of Intl. Operations

Worldwide offices Europe and Australia

Juergen Hafemann
Phone +49.0.231.963.3073 Germany
Phone +61.0.400.144.432 Australia
pipelinece@wwmach.com

India

Abhishek Bhotika
Phone +91.11.414.59230
pipelineind@wwmach.com

Africa

Evan Greenberg
Phone +1.281.452.5800
pipeline@wwmach.com

Russia, China and the Middle East

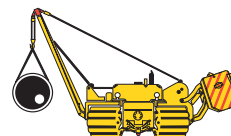
Sergio Braoude
Phone +39.349.198.1281 Italy
Phone +7.495.507.4827 Russia
fsupipeline@wwmach.com

Latin America

Salvador Villasana
Phone +52.81.8.394.0160
pipelinesa@wwmach.com

North America

Rick Layh
Phone +1.281.457.4400
pipelinena@wwmach.com



**WORLDWIDE
MACHINERY
PIPELINE DIVISION**

 **SUPERIOR
MANUFACTURING**

DISCLAIMER

DISCLAIMER

The information contained in this brochure is intended to be of a general nature only. The SUPERIOR Manufacturing Company may at any time and from time to time, for technical or other necessary reasons, modify any of the details or specifications of the product described in this brochure. Illustrations do not necessarily show products in standard conditions. The dimensions, weights and capacities shown herein, as well as any conversion data used, are approximate only and are subject to variations within normal manufacturing techniques.